










# LOAD CHART

TRUCK CONFIGURATION	MINIMUM METRES CHARGED
Ute or Trailer	3 metres
	3 metres
	7 metres
	10 metres
	15 metres
	18 metres
	20 metres
	18 metres
	22 metres
	24 metres

All loads charged by the cubic metre (m<sup>3</sup>)  
are calculated and invoiced as full.